


# THE WEST VIRGINIA QUILT FESTIVAL 2022

June 16-18, 2022

Summersville Arena and Conference Center  
Summersville, WV

Thursday & Friday 9:00 am-5:00 pm ~ Saturday 9:00 am-4:00 pm



West Virginia Star

January 2022

∞

501 (c)(3)

∞

www.wvquilters.org

## President's Message

Dear West Virginia Quilters,

With this Festival Newsletter, we want to say "Welcome! Welcome back!" The 2022 WV Quilt Festival is back, better than ever. It's a great time to reconnect with quilters across the state, and a great time to see what other quilters have created. You can take a class, visit our vendors or go to the Friday night lecture. Joni and the Festival committee have been busy lining everything up to make this a Festival to remember.


To ensure a safe and productive Festival for all, we strongly suggest that all attendees wear masks. If you are experiencing any symptoms, please catch us next year.

Have fun quilting...

*Barb Green*, President, WVQI

## Table Of Contents

- Pg. 1 President's Message
- Pg. 2 Festival Coordinator & Little Quilt Auction
- Pg. 3 Vendors, Judge, & Quilts for Sale
- Pg. 4 Thursday Class & Teacher
- Pg. 5 Friday Class & Teacher
- Pg. 6 Friday Speaker & Saturday Teachers' Medley
- Pg. 7 Festival Schedule & Membership
- Pg. 8 Quilt Documentation Project
- Pg. 9 Log Cabin Exhibit & Boutique
- Pg. 10 Officers, Volunteers, Ribbons & Hotel Info
- Pg. 11 Friday Night Dinner Challenge
- Pg. 12 Little Quilt Auction Donation Form
- Pg. 13 Class Descriptions
- Pg. 14 Class/Dinner Registration Form
- Attached:** Quilt Entry Forms & Membership Application



## The Quilt Shoppe in Summersville

521 Main Street  
Summersville, WV 26651  
304.872.0959

Owner Vickie Fleeer is one of our West Virginia Quilt Festival's biggest and most enthusiastic supporters. She sponsors us each year, and stores WVQI's supplies from summer to summer.

Visiting her quilt shop is a wonderful and inspiring experience. WVQI loves Vickie and The Quilt Shoppe!



# Welcome

## Admission Costs

### Thursday

\$8.00/day

\$16.00 multi-day pass



### Friday

\$8.00/day

\$12.00 multi-day pass



### Saturday

\$8.00/day



## Buses

We welcome bus groups. We will gladly work with your group to make attending the Festival a fun and pleasant experience.

Please contact Joni Hoffman  
304.364.8537

## CASH PRIZES FOR 2022

West Virginia Quilters, Inc. will be awarding

\$100 to all 1st Place winners,

\$50 to all 2nd Place winners,

\$30 to all 3rd Place winners,

in all 18 Judged Categories.

An additional \$100 will be awarded to all Best of Show, Best Machine Quilting and Best Hand Quilting winners.



## Welcome from the Festival Chair

After a two-year hiatus due to the Covid pandemic, everyone is more than ready for life to return to normal. It has been a hard time for everyone, and people have used various strategies for coping with it. After a period of inactivity during which depression threatened to overwhelm me, I turned to the one thing I knew would settle my mind and give my hands something to do; something that has never failed me since my first attempts back during 1976, our nation's Bicentennial—**QUILTING**. Now, we are all trying to deal with our losses and looking forward to resuming our lives, a little dinged about the edges, perhaps, but determined to move forward.

With that, the WVQI Board of Directors is pleased to announce that the West Virginia Quilt Festival will return this year to Summersville. There have been no significant changes to our plans. Our theme is still Log Cabin quilts. Our Spotlight Guild is Log Cabin Quilters' Guild of Elkins. And Amy Pabst, NACQJ certified quilt judge from Jackson County, West Virginia, will display her Log Cabin quilts, hosting a "gallery talk" about these quilts each day at 10am and 1pm.

Since the Festival was cancelled for two years, we have changed the "must-have-been-produced-by" date. For this year only, you may enter any quilt that is seven years old: **it must have been produced after January 1, 2015.**

There is so much to see and do at our West Virginia Quilt Festival. I urge you to enter your work, take a class or two, see what our vendors have brought to tempt you, and to come and be inspired by the works of our members.

*Joni Hoffman*, Festival Coordinator

## Little Quilt Auctions *Fun and Interactive*

We hold an open, Silent Auction every day, 9:00 am-3:00 pm. Our auction displays a wide variety of skills and techniques.

This is a great way to get involved and support the West Virginia Quilt Festival. The funds raised help defray our expenses.

Would you like to donate a little quilt for one of the auctions?

Co-Chairs Claudia Covey and Jeannie Brown would welcome your contributions. Please send them to:

**Claudia Covey, 49 Grapevine Circle, Gassaway, WV 26624**

We will also accept little quilts in person on Tuesday, June 14 at the Arena and Conference Center. Please remember to put a sleeve on your quilt, and to label the back. Quilts will be randomly placed in the auctions.

**A Viewers Choice ribbon is awarded to one little quilt each day, to both the maker and the purchaser of the quilt.**

## Vendors, Judge, & Quilts for Sale

### Vendors

**A&J Sewing Studio** Stop by A&J Sewing Studio's booth to test your free-motion skills on a BERNINA long-arm, and a variety of compatible domestic sewing machines. Take advantage of excellent savings with the BERNINA Summer Sale. Located in the historic Seneca Center in Morgantown, A&J Sewing Studio is West Virginia's premier BERNINA dealer and authorized repair center. We service all brands of sewing, quilting, embroidery, and serger machines. We now carry Cuddle by Shannon Fabrics, and an assortment of quilting cottons. We are proud to announce that we now offer Horn of America sewing cabinets and furniture. Our hours are Monday, Wednesday, and Friday 10am—5pm; Thursday 10am—7pm, and Saturday 10am—4pm. [www.ajsewingstudio.com](http://www.ajsewingstudio.com) 304.282.3667.

**Bolts & Quarters** is located in South Parkersburg, WV, and offers 8000+ bolts of quality fabric, all quilting supplies, and more classes than any other quilt shop in West Virginia. They are an authorized dealer of Baby Lock sewing machines & Handi-Quilter long-arm machines, Bernina sewing machines, Bernette machines, and AccuQuilt cutting systems. They also feature Koala studios, furniture and chairs, and Taylormade sewing cabinets. They are in business to respond to quilters' needs. They are open 7 days a week: Monday—Saturday 9am—5pm, and Sunday 10am—5pm. Groups may reserve their Sewcial Room for the day for events. Please contact Warren Usher for details. [boltsandquartersquiltshop.com](http://boltsandquartersquiltshop.com) 304.428.4933

**Hang Quilts With Style** is located in Clarksburg, PA. They sell unique, interchangeable metal work and other accessories for displaying your beautiful projects, from the smallest pieces to larger sizes. Their products are manufactured from wrought iron and steel, with some items even made from recycled and repurposed materials, such as their wooden birdhouse with metal birds. All of their iron work is black in color. The interchangeable tops are imaginative and beautiful. They include a Tree of Life design with swirling, interwoven branches, beautiful stylized crosses, and dimensional lacework stars. They also have adjustable floor, table, and counter quilt stands; even the hard-to-find mini quilt stands. Make sure you bring along the measurements of the quilts you want to hang. [Lois.zag@gmail.com](mailto:Lois.zag@gmail.com)

**Reynolds Sharpening.** Don Reynolds, of Summersville, West Virginia has been honing his craft since 1998. He offers quality sharpening services for clipper blades, shears, scissors, and more. For your convenience, you can send your items to him through the mail, then pick them up when you arrive at the Festival. You can also drop them at his booth as soon as you arrive for same-day service. Contact Don at 304.872.4008 or [sirdonr@yahoo.com](mailto:sirdonr@yahoo.com)

**Schrader's Fabrics By Barb** is located in Johnstown, PA. They have fabric, notions, patterns, many different classes and more. Barb offers machine-quilting to help finish your quilts.. She specializes in Tee-Shirt quilts, and will even make a quilt with your own personal photographs printed on fabric. This is a wonderful way to make unique, personalized family quilts. Up to ten quilters can come and enjoy three days of quilting in their newly renovated Retreat Center. Visit their website for information, and book your getaway today. [schradersfabricsbybarb.com](http://schradersfabricsbybarb.com) 814.266.3113

Keep your eye on the website ([www.wvquilters.org](http://www.wvquilters.org)) for additional vendors.

Additional vendors are added as we receive their registrations.

Please support them and our festival by visiting their booths and bringing home some new quilting goodies this year.

For information about vending, contact Joni Hoffman at [jhoffmanwv@gmail.com](mailto:jhoffmanwv@gmail.com) or call 304.364.8537



### **Doris Goins, NACQJ Judge**

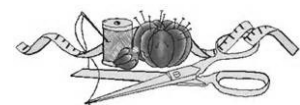
Doris Goins judges both large and small shows throughout the country, and views judging as an educational vehicle to aid in the improvement of skills among quiltmakers, by providing substantive comments of both praise and constructive criticism for each entrant. During judging, Doris not only looks for quilts which exhibit excellent workmanship and design, but also a personal reflection of the quiltmaker, which gives the quilt a unique or unexpected twist.



### **Quilts For Sale**

We offer the quilt owner the chance to connect with a buyer. If your quilt is for sale, then we will share your contact information with the potential purchaser.

There is a line on the Quilt Entry Form for you to communicate your wishes to us. The quilts that are for sale are designated on the show floor by a special tag that directs the interested party to the front desk, where the quilt owner's contact information is available.



## Thursday's Class "Modern Piecing 101 and Straight-Line Quilting"



Diana Beverage is a native West Virginian, currently residing in Marlinton. She has been doing quilting and art work for 33 years, and is the proud owner of Artcents', a long arm quilting and art company. Diana started out as a traditional hand quilter, and has grown into an award-winning long arm quilter. As a matter of fact, her oldest grandson checks her trophy wall every time he visits, and asks, "Any new ribbons, Grandma?"

In the last several years, she has explored a variety of techniques, and has found her niche in art quilts. She is very proud of a pictorial quilt, "Just Walk Away," which was done using one of the techniques she will teach in this class. This piece is not only a blue-ribbon winner at several shows, but was purchased by the West Virginia Culture Center in Charleston, for their permanent collection. The piece combines her love of quilting and painting in one special quilt. While traditional quilting is still the foundation of her work, she strives to work outside the box and add her own twist to develop something unique.



---

### Modern Piecing 101 and Straight-Line Quilting

In this class you will have fun playing with solid colors and exploring improvisational modern piecing. Also you will be learning how to finish this project with straight line quilting. Diana will show you how to use your ruler foot and your walking foot for straight line quilting.

**Cost of kit is \$15, payable to the teacher, and is not included in the cost of this all-day class. Kits include all fabrics for the top, backing, and batting. Background fabric choices are gray, black or white.**

Or you can bring the following cut and ready for class. You will need:

Background fabric, gray, black or white:

1- 15" x 49" for backing, 1- 2 1/2" strip WOF, 1- 4 1/2" x 18 1/2" strip, 1- 4 1/2" x 8 1/2" strip, 4- 2 1/2" x 14 1/2" strips, 1- 2 1/2" x 18 1/2" strip, 2- 2 1/2" x 12 1/2" strips and 4- 2 1/2" x 8 1/2" strips

Assorted solid colors for blocks:

3- 2 1/2" Strip WOF, 4- 5 1/2" blocks and 4- 10 1/2" blocks

Batting piece, 15" x 49" Backing piece, 15" x 49"

You will also need thread to match your background fabric, threads in the primary colors or to match the colors you have picked, neutral colors like gray or tan for piecing, and an assortment of colors for quilting.

Basic Sewing Supplies:

Sewing Machine in good working order

Seam Ripper

Scissors and Fabric

Two bobbins pre-wound with thread

Pins, if you use them in piecing

Extension cord or surge protector

Extra Needles

Walking foot and/or ruler foot

Rulers for cutting and straight line marking

Marking tool, Frixion pen or Mark-B-Gone



## Friday's Class "Dimensional Thread Painting"



You don't want to miss this amazing hands-on class with Joyce Hughes! In this class you will start with a beautiful panel to create a piece of art. You will learn the proper steps of Dimensional Thread Painting and find it to be a fun and creative technique. Explore the various thread selections, setting up your machine for stitching techniques with free motion quilting or zigzag and straight stitching, bobbin work and embellishing with netting and crystals. See the fabric come to life as you sew and layer the threads on top of your design. You will use thread as paint and sew with different types of threads and color combinations. Learn how to add interesting texture and dimension to your quilting project. You will leave with a full knowledge of Dimensional Thread Painting and create a one of kind piece of art!

### **Dimensional Thread Painting Orange Zinnia/Swallowtail Butterfly Panel**

**Techniques Taught:** *Free Motion Quilting, Dimensional Thread Painting, Overlay Application, Crystal Embellishment, Bobbin Work and More!*

**Cost of kit is \$15 payable to the teacher, and is not included in the cost of this all-day class.**

**Kit includes panel, batting, muslin, and use of thread for the bobbins ONLY.**

**Kit with 14 top threads available from teacher for \$40 or \$3 per spool.**

#### **Supplies:**

-Machine- in good working order. Oiled and cleaned. Please bring Manual to help with possible machine issues.

-Free motion foot/ Darning foot (Machine and foot must be able to do zigzag).

Extra EMPTY bobbins, minimum of 4

Scissors to cut threads

**Needles:** Topstitch #90

#### **Threads:**

*Mettler Silk Finished Cotton 50*

#9105-0092 Medium Green

#9105-0757 Dark Green

#9105-0120 Yellow

#9105-0117 Dark Yellow

#9105-2103 Light Rust

#9105-0413 Black

#9105-0790 Orange

#9105-0105 Red

#9105-0109 Maroon

*Mettler Polysheen*

#3406-5531 Green

*Mettler Silk Finished Cotton 50 Multi*

#9075-9859 Mixed Yellows

#9075-9818 Mixed Greens

#9075-9848 Mixed Reds

*Mettler Metallic*

#7633-9833 Green



**\*\*\* If you like to use gloves, table sliders, etc. for Free Motion Quilting, Please bring to class!**

**ALL THREADS and NEEDLE SUPPLIES WILL BE AVAILABLE FOR PURCHASE AT CLASS**

**Friday 6:30 pm - Joyce Hughes, Dinner Speaker**

**Journey into Quilting and Dimensional Thread Painting**




Joyce Hughes is a self-taught quilter and fiber artist. Her first quilt was a tee-shirt quilt, which she enjoyed making, but felt limited in the ability to express her artistic capabilities. Within several months, she began to design pictorial landscape quilts using raw-edge appliqué, thread painting, and a variety of embellishments. She never knew “the rules”, so she broke a lot of them, but with exciting results.

Amazingly, her first art quilt, “Mother’s Day,” was entered into competition, and won a blue ribbon. This has led to numerous awards, recognition, and opportunities in the quilting world. On October 23, 2012, she was selected as McCall’s Quilt Designer 2012-Professional Category, for McCall’s Quilting Magazine. The contest winners were featured in the May-June 2013 issue.

Her love and passion for quilting has allowed her to design handbags, art bags, and art quilts. She has found these very challenging and rewarding. Each piece has allowed her to try a variety of new and different techniques with added dimension and texture. She continues to create and design one-of-a-kind quilts and handbags that have personal meaning with a touch of whimsy that captures the heart and imagination.

Attend the free after-dinner speech and learn more about Joyce and the development of her works of art throughout her career. You can learn more about her work by visiting her website and viewing her gallery at [www.joycehughesoriginals.com](http://www.joycehughesoriginals.com).




---

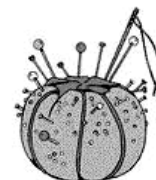
## **Saturday 1:00 pm—3:00 pm Teachers’ Medley**

*A Popular, Fast-Moving Event*

Attend a presentation for 15 minutes, then move on to the next teacher until you’ve been to all seven.



- |                         |   |                                 |
|-------------------------|---|---------------------------------|
| <b>Cindi Walcutt</b>    | - | <b>AccuQuilt Fun</b>            |
| <b>Lori Symes</b>       | - | <b>Pillows with Personality</b> |
| <b>Emily Prentice</b>   | - | <b>Art of Free Motion</b>       |
| <b>Kathryn Prentice</b> | - | <b>Let’s Strip</b>              |
| <b>Luanne Bowers</b>    | - | <b>Tin Can Hexies</b>           |
| <b>Vicky Graham</b>     | - | <b>Manx Quilt Method</b>        |
| <b>Connie Forth</b>     | - | <b>Little Bits</b>              |



## Festival Schedule

### Entering Your Quilt In This Year's Festival

**First**, Is your quilt made by one person from beginning to finish, two people, or three or more? Pick the appropriate category... **Individual**, **Duet** or **Group**.

*The remaining categories are Non-Judged; they are Clothing/Accessories/Home Décor, Youth, and Display Only.*

**Second**, Is your quilt **Pieced**, **Appliqued** or a **Mix** of techniques? This should narrow your choices to two or three possibilities.

**Third**, Measure the outside or the **perimeter** of your quilt and check the box that fits your quilt.

**Finally...Sleeves**— All quilts must have a 4-inch hanging sleeve securely attached to the back of your quilt. This sleeve should measure 86 inches from the bottom of the quilt to the top of the sleeve. See the Festival Entry Instructions for more information or visit our website... [www.wvquilters.org](http://www.wvquilters.org).


### Registration Forms

Please note that there are three separate forms for different aspects of the Quilt Festival, and these forms are mailed to three different people:

- Little Quilt Auction Form...page 12
- Class/Dinner Registration Form...page 14
- Quilt Entry Form...pages 15-17



### WVQI Membership Reminder



**WVQI membership runs from January 1 to December 31.**

Membership renewal notices are sent out in early December.

If your membership has expired, please renew now in order to continue to receive the benefits of being a member of WV Quilters, Inc.

Not sure if your dues are paid up?

**Contact:**

**Roberta Gellner**  
**umwelthund@frontier.com**  
**304.684.2600 (H)**

You can find the membership form on our website, or you can use the form that is included at the end of this Newsletter.

## 2022 Festival Schedule

### Thursday

9 am-12 pm & 2-5 pm "Modern Piecing 101 and Straight-Line Quilting"- Diana Beverage

### Friday

9 am-12 pm & 2-5 pm "Dimensional Thread Painting" - Joyce Hughes

5:30 pm Dinner

\*6:30pm Lecture - "Journey into Quilting and Dimensional Thread Painting"- Joyce Hughes

### Saturday

1:00 pm-3:00 pm "Teachers' Medley"

### Throughout the Festival

\***Exhibit of Log Cabin Quilts**—**Amy Pabst**: She will be hosting **free** walking tours daily 10 am and 1 pm. See page 9.

**Documenting WV Quilts** Those with appointments will be served first; walk-ins will be accepted as scheduling allows. See page 8.

**\* Lectures & Walking Tours are FREE.**

# Quilt Documentation Project

The 2022 Festival will again provide plenty of opportunity to document your family heirlooms or quilts in your collection. It only takes about ½ - 1 hour to document a quilt so you can come for the day – document your quilts and still have time to view the show, take a class and enjoy other activities and vendors. All information collected will be stored in the state archives and will be uploaded to The Quilt Index. Information about quilt ownership will remain confidential. And, if you enjoy getting up close and personal to some pretty special quilts and stories, volunteer to help.

The response of owners bringing in quilts has been heartwarming. Family stories are told and preserved. Loved ones and their quilts are being remembered in a special way. Stories and images are being shared with family by viewing the Quilt Index site.

Contact Fran Kordek for more information, to make an appointment, or to volunteer your time (304-594-1208(H), 304-614-1359(C), kordekfran@gmail.com).

More information about the documentation project is on the WV Quilters, Inc. web site ([www.wvquilters.org](http://www.wvquilters.org)) on the Documentation page. The West Virginia Quilt Documentation Project is sponsored by West Virginia Quilters, Inc., in collaboration with the West Virginia Division of Culture and History.



## Bring Your Quilts to the Festival!

### West Virginia Quilt Documentation Project

The Quilt Festival will provide a convenient opportunity to bring quilts made in 1970 or earlier for documentation. Make an appointment (limit of 2 quilts) and a team of volunteers will measure, photograph, date and ID the pattern. Bring information and pictures of the maker, but “maker unknown” quilts are also welcomed. Data gathered will be stored in the WV Culture Center Archives and will be uploaded to The Quilt Index.


Quilts (limit of 2) will be documented by appointment.  
Walk-ins will be accepted only if scheduling allows.

Thursday, June 16, 2022 10am - 3pm  
Friday, June 17, 2022 10am - 3pm  
Saturday, June 18, 2022 9am - noon

For more information or to make an appointment, contact Fran Kordek  
304-594-1208(H) 304-614-1359(C) kordekfran@gmail.com

Volunteers are needed!  
Contact Fran if you can help.

Sponsored by West Virginia Quilters Inc.  
in collaboration with the  
West Virginia Division of Culture and History





# Log Cabin Exhibit


## “Log Cabin Quilts” Exhibit by Amy Pabst



Amy lives in rural West Virginia, literally at the intersection of a dirt road and a “holler.” Her quilting career began in 2011 when she randomly picked up a book about quilting from the local library. Since then, she has made over 200 quilts, many of them wall quilts and miniatures. She is active in several guilds from local to international, and has been a professional quilt judge since 2014. In 2019, she was certified by the National Association of Certified Quilt

Judges. Her quilts, including several from this Log Cabin series, have won many awards at national and international competitions, and pictures of her quilts have been featured in Quilt Scene, Quiltmania, American Quilter, and Quilter’s Quarterly.

The Log Cabin block is one of the oldest and most recognizable American quilt patterns. This series focuses on miniature scale (block sizes range from 3/4” to 4”) and explores the unlimited layout and design options of this simple, yet versatile block. The blocks are constructed of either 1/8” or 1/4” strips, and so each quilt is made up of many, many small pieces. Altogether, there are 102,779 individual pieces in this collection. Except for the first two quilts, the series was made over a period of 2.5 years, and the series was considered complete when a total of 100,000 pieces was reached.



The designs, layouts, and fabric choices for these quilts are either inspired by the original designs of contemporary quilters, inspired by antique quilts dating pre-1900, or totally original.



*Come and learn more about these quilts from this young, up and coming West Virginia artist during Amy’s free gallery talks at 10am and 1pm each day.*

## Boutique

Ilene Allen, Barb Battles, Kim Roberts and the Mountain Lake Quilt Guild of Summersville are busy working on collecting items for the 2022 Boutique. Donations are gratefully accepted all year long.

With the colder weather, we usually spend more time in our sewing rooms. Are you in the cleaning and organizing mode? Look around and choose some items that you have “outgrown” or lost interest in. We will gladly accept them.

Items can be delivered to the Quilt Shoppe in Summersville. (Thank you, Vickie Flee, for holding our goodies for us!) If you want to make other arrangements, you can contact Ilene Allen at 304.883.2083 or [ii.allen@yahoo.com](mailto:ii.allen@yahoo.com).



# Officers, Volunteers, Ribbons & Hotel Info

## WV Quilters, Inc.

### President

Barbara Green  
433 Western Avenue  
Morgantown, WV 26505  
barb.wvquilterinc@gmail.com  
304.614.5452 (Cell)

### Vice President

Sue Papouschek  
23286 Staunton Turnpike  
Smithville, WV 26178  
304.349.2069 (Home)  
willowcreekquiltingwv@gmail.com

### Secretary

Connie Forth  
1009 Big Bend Road  
Barboursville, WV 25504  
304.736.5396 (Home)  
304.633.2290 (Cell)  
cforth9339@aol.com

### Treasurer

Susan Brooks  
PO Box 239  
Renick, WV 24966  
304.653.4447 (Home)  
Brooks\_se@yahoo.com

### Newsletter Editor

Lora Caplinger  
875 Stephens Fork Road  
Mineral Wells, WV 26150  
jlcaplin@gmail.com  
304.991.1423 (Cell)

### Membership Secretary

Roberta Gellner  
483 Abby Ridge Road  
St. Marys, WV 26170  
umwelthund@frontier.com  
304.684.2600 (Home)

### Festival Coordinator

Joni Hoffman  
225 Black Birch Path  
Duck, WV 25063  
304.364.8537 (Home)  
jhoffmanwv@gmail.com

## Volunteers

We are all volunteers. Would you like to be included? Does being a White Glover sound like fun? Would you rather welcome visitors at the entry area? Maybe relieving Vendors for breaks or helping with our Boutique sounds like the perfect place for you! We welcome any help setting up and taking down the show.

Volunteers who work a 4½-hour shift will have the admission fee waived for that day. If you don't want to plan ahead, stop by the front desk and ask if we need help that day. We would love to have you pitch in!

If you would like to join our Festival Committee as we plan next year, let Joni know. Again, we would love to have your help! If you would like to volunteer or have other questions, please contact Joni Hoffman, Festival Coordinator at 304.364.8537 (Home) or jhoffmanwv@gmail.com or Floor Chair Linda Oney at 304.678.8444 or LLO600@yahoo.com



## Ribbons For Our Festival

Special thanks to all who volunteered and created this year's ribbons. Members of the Log Cabin Quilters' Guild, of Elkins, made the centers; Hens & Needles, of Spencer, constructed the ribbons, and Connie Forth printed the category tails.

We award dozens of ribbons each year at our Festival. Over the years, we have been blessed with some talented groups who have made our ribbons. WVQI is pleased to have these guilds as a part

## Summersville Hotel Information

### La Quinta Inn & Suites

304.872.0555  
Fitness center, complimentary breakfast buffet, indoor heated pool and hot tub.

### Econo Lodge

304.872.6900  
Cable Television and free continental breakfast bar.

### Hampton Inn

304.872.7100  
[Hampton-inn.com](http://Hampton-inn.com)  
Free continental breakfast, exercise facility, outdoor heated pool.

### Quality Inn

304.872.6500  
Free continental breakfast, free high speed internet, exercise room, sauna, outdoor heated pool.

### Sleep Inn

304.872.4500  
Free continental breakfast, free high speed internet, outdoor heated pool.

### Super 8 Motel

304.872.4888  
Continental breakfast, free high speed internet.



## The Friday Night Challenge

As part of the 2019 West Virginia Quilt Festival, those who bought tickets to the Friday night dinner were issued a challenge. Inspired by that year's Special Exhibit, "Quilting That Saw Us Through World War II," by Sue Reich, a Gold Star mother from Connecticut, interested diners were charged with the task of creating a small quilt to fulfill the theme: The Greatest Generation.

Volunteers chose one of thirty colored sacks, each of which included a fat quarter of reproduction 30's fabric. They were to add plain muslin, and at least one solid. They were free to add other fabrics, preferably from their own stash of "carefully-hoarded scraps." Quilts were to evoke the time period of World War II and The Greatest Generation, whether it was a pieced pattern of that era, or an appliqué quilt with images of those years.

Only those who bought a ticket to the 2019 Friday Night Dinner are eligible to participate in this challenge. The winners will be determined by popular vote of those who attend the dinner in 2022 at the West Virginia Quilt Festival. The winner will receive a \$150.00 gift certificate to The Quilt Shoppe, on Main Street in Summersville. The runner-up will receive a certificate for \$75.00, also to the Quilt Shoppe.

Challengers, this is your call to draw from the memories and photographs of your families, from movies and books, or from the internet to look for ideas from that time; to search within yourself for the strength, creativity, and resourcefulness of The Greatest Generation. Let's show everyone what you came up with!



### RULES FOR THE FRIDAY NIGHT CHALLENGE

- Your quilt may be hand or machine-sewn. It must consist of 3 layers: a top, a batting, and a backing, and must be fastened together by quilting.
- QUILTS MUST BE TOTALLY THE PRODUCT OF JUST ONE PERSON. You make the top, you quilt it.
- Quilts must measure at least 8" X 10" and no larger than 24" X 24."
- Attach a label on the back with your name and the title of the quilt.
- You may keep your quilt or donate it to the Little Quilt Auction.
- Inside each sack, you'll find a fat quarter of a 30's reproduction fabric. You must use this fabric in your quilt.
- You're to add plain muslin and at least one solid. You are encouraged to use scraps from your own stash.

*Mail your quilt to Joni Hoffman, 225 Black Birch Path, Duck WV 25063 to arrive between June 6-10, 2022 or you may deliver to Joni at the Arena by no later than 4pm on Thursday, June 16, 2022.*

Good luck to our 30 challengers! Be sure to buy a ticket to this year's Friday Night Dinner to vote for your piece, and to have a chance at next year's challenge.



# THE WEST VIRGINIA QUILT FESTIVAL 2022

June 16-18, 2022

Summersville Arena and Conference Center

Summersville, WV

## Little Quilt Auction Donation Form



Thank you for considering a donation for the Little Quilt Auctions.

We appreciate your talent and generosity in sharing your work with others. **Each day, a Viewers Choice Ribbon will be awarded to both the maker and purchaser of one Little Quilt.**

Please complete the following form to accompany each Little Quilt, and send the forms and quilts to:

**Claudia Covey, at 49 Grapevine Circle, Gassaway, WV 26624**

We will also accept Little Quilts and forms in person on Tuesday, June 14,  
at the Summersville Arena and Conference Center.

Please note that all donated quilts become the property of West Virginia Quilters, Inc.

A Silent Auction will take place every day of the Festival from 9:00 am - 3:00 pm.

If you have questions or concerns, you can email Claudia Covey at [ccquilts@yahoo.com](mailto:ccquilts@yahoo.com).

***Please attach a hanging sleeve and a label to the back of your quilt.***

Quilter's Name: \_\_\_\_\_

Street, City, State, Zip: \_\_\_\_\_

Phone: \_\_\_\_\_ Quilt Guild: \_\_\_\_\_

Title of Quilt: \_\_\_\_\_

Size of Quilt: inches by inches: \_\_\_\_\_

Quilt specifications:  Hand-quilted  Machine-quilted  Hand-pieced  Machine-pieced

Indicate if you want your Little Quilt to have a minimum or starting bid: \$ \_\_\_\_\_

Quilt Story: \_\_\_\_\_

\_\_\_\_\_

\_\_\_\_\_

\_\_\_\_\_

# THE WEST VIRGINIA QUILT FESTIVAL 2022

June 16-18, 2022

Summersville Arena and Conference Center  
Summersville, WV

## Class Descriptions



***Deadline for signing up for classes is June 6, 2022.***

### **Class: “Modern Piecing 101 and Straight-Line Quilting” with Diana Beverage**

Thursday, June 16, 9:00 am-5:00 pm (lunch break 12:00-2:00 pm)

**\*\$65 (\$55 WV Quilters, Inc. members)**

Will cover design and construction, including quilting techniques.

Cost of kit is \$15, payable to the teacher, and is not included in the cost of this all-day class. Kits include all fabrics for the top, backing, and batting. Background fabric choices are gray, black or white.

### **Class: “Dimensional Thread Painting” with Joyce Hughes**

Friday, June 17, 9:00 am-5:00 pm (lunch break 12:00-2:00 pm)

**\*\$65 (\$55 WV Quilters, Inc. members)**

This full-day class will cover thread painting techniques, with hands-on sewing to create a Butterfly and Zinnia block.

Cost of kit is \$15 payable to the teacher, and is not included in the cost of this all-day class. Kit includes panel, batting, muslin, and use of thread for the bobbins ONLY. Kit with 14 top threads available from teacher for \$40 or \$3 per spool.

### **Class: Teachers’ Medley**

Saturday, June 18, 1:00-3:00 pm

**\*\$20 for everyone**

Seven of the region’s finest teachers will be giving demonstrations on a variety of techniques. You’ll have the opportunity to attend a presentation for 15 minutes, and then move on to the next teacher until you’ve been to all seven. You’ll also receive a booklet with a one-page handout from each teacher.

Cindi Walcutt	-	AccuQuilt Fun
Lori Symes	-	Pillows with Personality
Emily Prentice	-	Art of Free Motion
Kathryn Prentice	-	Let’s Strip
Luanne Bowers	-	Tin Can Hexies
Vicky Graham	-	Manx Quilt Method
Connie Forth	-	Little Bits

***\*All class fees include that day’s admission to the Festival.***


***—WVQI does not provide sewing machines for classes.—***

# THE WEST VIRGINIA QUILT FESTIVAL 2022

June 16-18, 2022

Summersville Arena and Conference Center  
Summersville, WV

## Class/Dinner Registration



Please send form to **Susan Brooks, PO Box 239, Renick, WV 24966**

Make all checks payable to **WV Quilters, Inc.**

**Sign-up deadline for classes and dinner is June 6, 2022**

***\*All WVQI class & dinner fees are non-refundable.***

Name \_\_\_\_\_ Telephone \_\_\_\_\_

Street Address \_\_\_\_\_

City, State, Zip \_\_\_\_\_

E-mail \_\_\_\_\_

### **\*CLASSES:**

*\*As a consideration to our teachers, sign up for classes ASAP, but walk-ins are ALWAYS welcome as space allows.*

#### **Thursday, June 16, 2022:**

“Modern Piecing 101 and Straight-Line Quilting” (full-day).....\$65 (**\$55 WVQI members**).. \_\_\_\_\_

#### **Friday, June 17, 2022**

“Dimensional Thread Painting” (full-day).....\$65 (**\$55 WVQI members**).. \_\_\_\_\_

#### **Saturday, June 18, 2022**

Teachers’ Medley (afternoon class).....\$20 (**all attendees**)..... \_\_\_\_\_

### **DINNER:** *(For purposes of food preparation, we need your dinner reservations by June 3, 2022)*

Friday..... Vegetarian \_\_\_\_\_ Regular \_\_\_\_\_ **\$25** .....

**Total Due** .....\$ \_\_\_\_\_

\*Note: Supply lists are available at the WV Quilters, Inc. website at [www.wvquilters.org](http://www.wvquilters.org).

Check your preferred method of communication.       E-mail       U. S. Mail

***\*All class fees include that day’s admission to the Festival.***